

Goosefoot – a plant that likes drought. The goosefoot family pollen season in 2019 in Poland, Hungary and Slovakia

Małgorzata Puc^{1, 2}, Piotr Rapiejko^{3, 4}, Donát Magyar⁵, Orsolya Udvardy⁵, Jana Ščevková⁶, Janka Lafférsová⁷, Tomasz Wolski¹, Krystyna Piotrowska-Weryszko⁸, Małgorzata Malkiewicz⁹, Grzegorz Siergiejo¹⁰, Katarzyna Dąbrowska-Zapart¹¹, Monika Ziemianin¹², Ewa Kalinowska⁴, Kornel Szczygielski³, Andrzej Wieczorkiewicz⁴, Agnieszka Lipiec¹³

¹ Institute of Marine & Environmental Sciences, University of Szczecin, Szczecin, Poland

² Molecular Biology and Biotechnology Centre, Faculty of Biology, University of Szczecin, Poland

³ Department of Otolaryngology with Division of Cranio-Maxillo-Facial Surgery in Military Institute of Medicine, Warsaw, Poland

⁴ Allergen Research Center, Warsaw, Poland

⁵ National Public Health Center, Hungarian Aerobiological Network, Budapest, Hungary

⁶ Faculty of Natural Sciences, Department of Botany, Comenius University in Bratislava, Bratislava, Slovakia

⁷ Public Health Office, Department of Environmental Biology, Banská Bystrica, Slovakia

⁸ Department of Botany and Plant Physiology, University of Life Sciences in Lublin, Poland

⁹ Laboratory of Paleobotany, Department of Stratigraphical Geology, Institute of Geological Sciences, University of Wrocław, Wrocław, Poland

¹⁰ Pediatrics, Gastroenterology and Allergology Department, University Children's Hospital, Medical University of Białystok, Poland

¹¹ Faculty of Natural Sciences, Institute of Earth Sciences, University of Silesia in Katowice, Poland

¹² Department of Clinical and Environmental Allergology, Medical College, Jagiellonian University, Cracow, Poland

¹³ Department of Prevention of Environmental Hazards and Allergology, Medical University of Warsaw, Poland

Abstract:

Almost all the species of the *Chenopodiaceae* family present in our flora flower from July–August to the autumn. Unfortunately, allergies do not take a vacation. Warm, dry July and August weather should limit pollen emissions. However, similarly to most plants in dry habitats, goosefoot are well adapted to such conditions and does not provide even a short reprieve to pollen allergic patients. However, goosefoot pollen does not have a very large allergenic significance; despite the long pollen season lasting about 3 months, pollen concentrations in the air are low and very rarely exceed the concentration of 30 grains/m³. This study compares *Chenopodiaceae* pollen seasons in Poland, Hungary and Slovakia in 2019. The investigations were carried out using the volumetric method (Hirst type pollen sampler). Seasonal pollen index was estimated as the sum of daily average pollen concentrations in the given season. The pollen season ranges from June to September, depending on the geographical latitude. In Hungary and Slovakia there are much longer pollen seasons than in Poland. Pollen of goosefoot family contains the panallergen profilins, which are responsible for cross-reactivity among pollen-sensitized patients. In 2019 the pollen season of goosefoot started first in Hungary, in Kaposvar on June 7th and in Slovakia, in Žilina, on June 8th; in Poland pollen season started much later, on June 14th in Szczecin and Opole. At the latest, a pollen season ended in Nitra (Slovakia) on October 16th; in Kecskemet (Hungary) on October 3rd. In Poland the season ended much earlier than in Hungary and Slovakia already on August 25th. The differences of pollen season durations are considerable, the number of days ranged from 72 to 128. The dynamics of the pollen seasons of goosefoot family show similarities within a given country and considerable differences between these countries. However, the differences of the highest airborne concentration between the countries are not considerable (25 pollen grains/m³ in Poland, 49 pollen grains/m³ in Hungary, and 30 pollen grains/m³ in Slovakia. The maximum values of seasonal pollen count in Polish cities occurred between July 26th and August 29th, in Hungarian cities between August 27th and 30th, and in Slovakian cities between August 7th and

28th. Pollen season was characterized by extremely different total annual pollen SPI, in Poland from 116 to 360; in Hungary and Slovakia within the limits 290 to 980. Droughts that occur more frequently during the summer facilitate the spread of species of the goosefoot family due to the possibility of these plants gaining new habitats.

Key words: aeroallergens, pollen count, goosefoot family (*Chenopodiaceae*), *Amaranthaceae*, 2019, Poland, Hungary, Slovakia

Introduction

Summer activities should be enjoyed outside, reaping the benefits of the warm months. However, hot summers being noted more and more often combined with heightened allergies make an undesirable recipe. Herbaceous plants allergies are at their peak during the summer months. They produce allergenic pollens that trigger some of the most aggravating allergy symptoms.

The most important agent causing pollinosis in Europe is herbaceous pollen. Goosefoot pollen can induce asthma, allergic rhinitis and allergic conjunctivitis. *Chenopodiaceae* like other herbaceous plants contains the panallergen profilins and polcalcins and also calcium-binding proteins, which are responsible for extensive cross-reactivity among pollen-sensitized patients [1]. Cross reactions with allergens of: *Atriplex latifolia*, *Salsola kali* and *Amaranthus retroflexus* were also observed [2]. Four major families of proteins seem to be the major cause of allergic reactions to weed pollen: ragweed, mugwort and probably also sunflower, plantain and goosefoot [1]. Cross-reactivity between glack locust tree (*Robinia pseudo-acacia*) pollen and goosefoot has been demonstrated [3]. However, *Chenopodiaceae* pollen does not have a very large allergenic significance [2].

The *Chenopodiaceae* is one of those families that show only slight variation in their pollen morphology, and, despite attempts at more precise identifications of their pollen [4], only identification at the family level seems to be possible. The pollen of *Amaranthaceae*, very similar in respect of their morphology, is also included in this type. The flowers are inconspicuous: green, and without petals. These flowers are found in dense clusters at the tips of branches and at the top of the stem. Goosefoot flowers throughout the summer but predominantly in the autumn, producing abundant pollen. A full-grown plant can give off as many as 20,000 pollen grains.

In Europe the goosefoot family includes more than 30 genera and 150 native species, with many of

them being widespread on this continent. However, the majority of species has the northern boundaries of their continuous ranges reaching no farther than southern Scandinavia. Many *Chenopodiaceae* species are characteristic components of the anthropogenic vegetation both as ruderals and as agricultural weeds. Cultivated species also belong to the *Chenopodiaceae* family, primarily belong also, first of all beetroot and spinach, and also a number of garden plants [5], hence the cross-reactivity of goosefoot family pollen with some vegetables is possible [1].

The most common species of *Chenopodiaceae* family are pioneer plants occurring on bare soils on open sites. Under natural conditions they occupy riverbanks, steep broken slopes and other areas in which soil disturbance and destruction of vegetation have occurred. They can grow under a wide range of soil conditions, from sand and gravel, to clay soils; they are also very tolerant to drought. Where other species are receding due to drought, goosefoot grains new habitats and spreads unhindered. They very frequently occur on cultivated ground, particularly amongst root crops and as garden weeds. Their demographic success is guaranteed by high production of seeds, which maintain their viability for several years [5].

Almost all the species of *Chenopodiaceae* family present in our flora flower from July–August to autumn. The symptoms of allergic disease are connected with the concentration of aeroallergens, however goosefoot pollen does not disperse very effectively and the most common genus *Chenopodium L.* is a relatively weak pollen producer. According to Huntley and Birks [6] values > 1% of *Chenopodiaceae* pollen in pollen assemblages indicate their local presence, whereas values > 5% show their abundance in the surrounding vegetation.

Aim

The aim of the study was to compare the goosefoot pollen concentrations in the air of Poland,

Hungary and Slovakia in 2019 as well as to indicate the highest risk of pollen allergens in individual cities.

Material and method

Measurements of bioaerosol were carried out in the selected cities of Poland, Hungary and Slovakia in 2019. Measurements were performed by the volumetric method. The used devices, which are recommended by the International Association for Aerobiology (IAA), take air samples (Burkard and Lanzoni as the Hirst type pollen sampler) in volumes corresponding to average human respiratory parameters [7].

The duration of the pollen season was determined by the 98% method [8], assuming that the onset and end of the season were days with recorded 1% and 99% of the annual total of pollen grains, respectively. The total pollen count over this period was expressed by the seasonal pollen index (SPI).

In additional, the number of days was determined in which concentrations of pollen of the goose-

foot exceeded the values 10 grains/m³ and 20 grains/m³, for which exposure to allergy symptoms increases accordingly (tab. 1–3).

Results and discussion

In Europe the herbaceous species of goosefoot family flowers from June to September. In Switzerland the SPI for these taxa is rather low and they play a minor role as allergy producers. However, in the years with hot, dry summers the SPI of *Chenopodiaceae* and *Plantago* is higher than normal [9]. According to their ecological habitats, *Plantago* and *Chenopodiaceae* are more tolerant to drought than the other species. Similar properties of the pollen season of these taxa were noted in Szczecin in the years 2004–2008 [10]. This is confirmed also by the data from the pollen season 2017 (Szczecin), when during a cool summer with high rainfall, SPI was only 86, and the seasonal maximum only – 8 grains/m³; while in 2018, when the summer was hot and dry, the SPI in Szczecin reached a value of 283 and

Table 1. Characteristics of goosefoot pollen season in Poland in 2019.

Features of pollen season/city (number of residents in the thousands)	Duration of pollen season (number of days)	Seasonal pollen index (total)	Peak value and peak date	Days ≥ 9 grains/m ³	Days ≥ 20 grains/m ³
Białystok 297.3	2 VII–13 IX 72	172	11 31 VII	1	0
Bydgoszcz 352.3	27 VI–19 IX 85	282	11 2, 28 VIII	2	0
Cracow 774.4	21 VI–8 IX 80	116	7 20 VIII	0	0
Sosnowiec 204.5	18 VI–13 IX 92	181	7 15 VIII	0	0
Lublin 342	15 VI–2 IX 97	359	14 27 VIII	4	0
Olsztyn 607.5	18 VI–25 IX 100	312	26 29 VIII	5	2
Opole 128.2	14 VI –18 IX 97	338	13 11 VIII	4	0
Piotrkow Trybunalski 72.2	22 VI–12 IX 83	299	9 26 VII, 9 VIII	2	0
Szczecin 403.8	14 VI –8 IX 87	233	9 11, 18 VIII	2	0
Warsaw 1764.6	16 VI–13 IX 90	277	10 27 VIII	1	0
Wroclaw 639.2	19 VI–19 IX 93	211	11 10 VIII	1	0
Zielona Gora 139.1	18 VI–21 IX 96	315	9 27 VIII	0	0

Table 2. Characteristics of goosefoot pollen season in Hungary in 2019.

Features of pollen season/city (number of residents in the thousands)	Duration of pollen season (number of days)	Seasonal pollen index (total)	Peak value and peak date	Days ≥ 9 grains/m ³	Days ≥ 20 grains/m ³
Budapest 1794.7	19 VI–29 IX 103	718	41 29 VIII	27	8
Debrecen 208.2	13 VI–30 IX 110	974	48 29 VIII	39	15
Gyor 131.3	12 VI–28 IX 109	379	14 27 VIII	12	0
Kaposvar 68.0	7 VI–1 X 117	344	26 2 IX	11	1
Kecskemét 113.3	20 VI–3 X 106	902	45 29 VIII	34	12
Miskolc 160.0	11 VI–17 IX 99	284	18 11 VIII, 29 VIII	8	0
Nyíregyháza 117.8	18 VI–1 X 106	933	30 1 VIII	41	12
Pecs 147.7	9 VI–29 IX 113	339	24 29 VIII	9	1
Siofok 25.5	4 VII–30 IX 83	576	49 28 VIII	18	7

Table 3. Characteristics of goosefoot pollen season in Slovakia in 2019.

Features of pollen season/city (number of residents in the thousands)	Duration of pollen season (number of days)	Seasonal pollen index (total)	Peak value and peak date	Days ≥ 9 grains/m ³	Days ≥ 20 grains/m ³
Bratislava 424.4	19 VI–1 X 105	370	15 28 VIII	10	0
Banská Bystrica 78.7	28 VI–24 IX 89	293	22 27 VIII	10	1
Nitra 77.6	13 VI– 16 X 126	983	30 7 VIII	43	10
Trnava 65.5	25 VI–28 IX 92	321	22 21 VIII	12	2
Žilina 81.0	8 VI–13 X 128	522	21 23 VIII	16	1

in the same year the seasonal maximum 14 grains/m³; in Wroclaw the value of SPI was 652 and the seasonal maximum 124 grains/m³.

Goosefoot family pollen stays in the air for a very long time. In 2018, in Poland [11] goosefoot pollen appeared in the air between May 30th and June 5th. The last grains of *Chenopodiaceae* were found between September 18th and October 18th.

In 2019 the first pollen grains of goosefoot were observed in the air of in Hungary, in Kaposvar on June 7th, then one day later than in Hungary,

pollen season started in Slovakia, in Žilina. In Poland the pollen season started in Opole and Szczecin on June 14th. The *Chenopodiaceae* pollen season lasted the longest in Slovakia until October 16th. The differences of pollen season durations were considerable, from 72 to 128 days.

As the family *Chenopodiaceae* is represented by many taxa, the pollen seasons are long with many peaks and low SPI values [12, 13]. In 2019, in this study the dynamics of the pollen seasons of goosefoot family show similarities within a given country and

considerable differences between individual countries (fig. 1–9). In Poland, pollen concentration values are low and their inconsiderable increase occurs at the be-

ginning of August. Maximum seasonal values in Polish cities are observed at different times, from July 26th to August 29th (tab. 1). In Hungary, on August 9th/10th,

Figure 1. Goosefoot pollen count in Bialystok, Bydgoszcz and Cracow (Poland) in 2019.

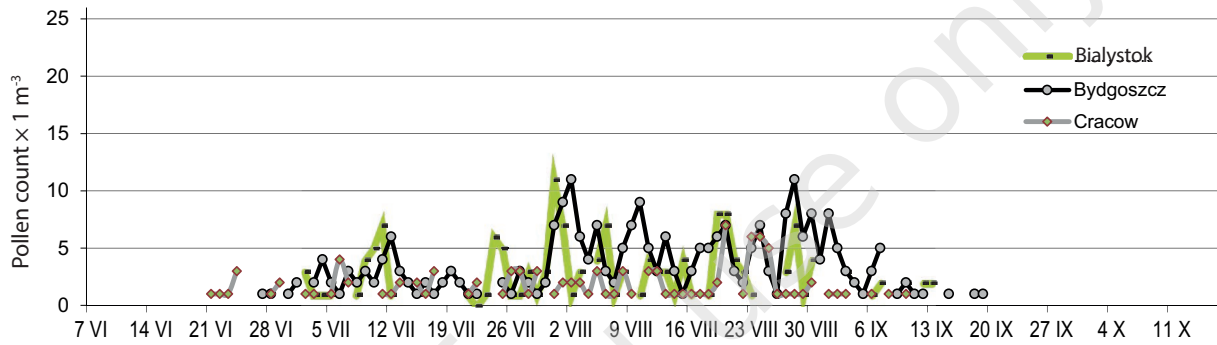


Figure 2. Goosefoot pollen count in Sosnowiec, Lublin and Olsztyn (Poland) in 2019.

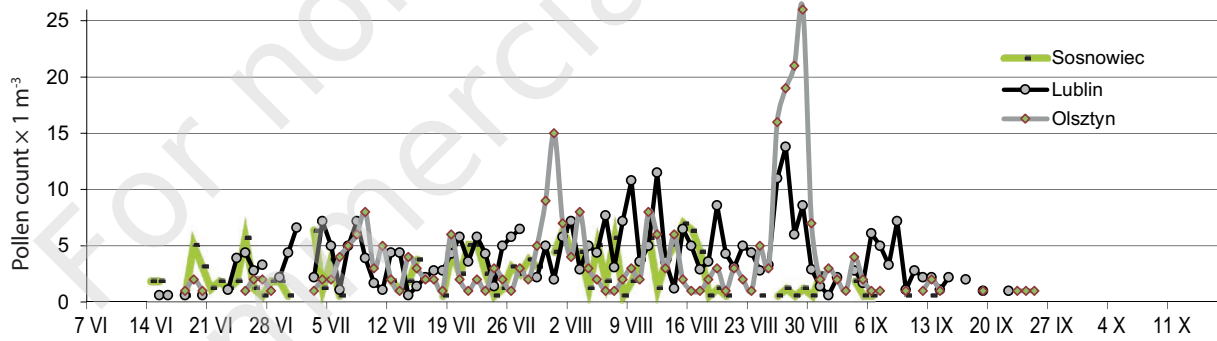


Figure 3. Goosefoot pollen count in Opole, Piotrkow Trybunalski and Szczecin (Poland) in 2019.

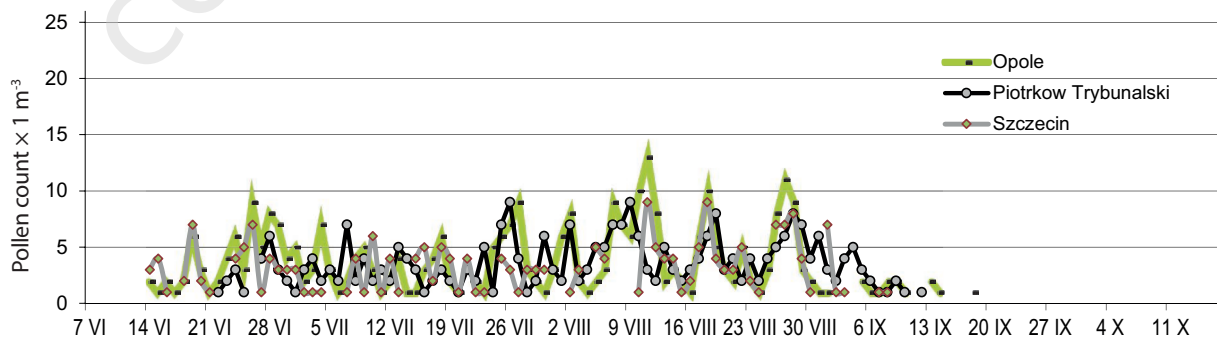


Figure 4. Goosefoot pollen count in Warsaw, Wroclaw and Zielona Gora (Poland) in 2019.

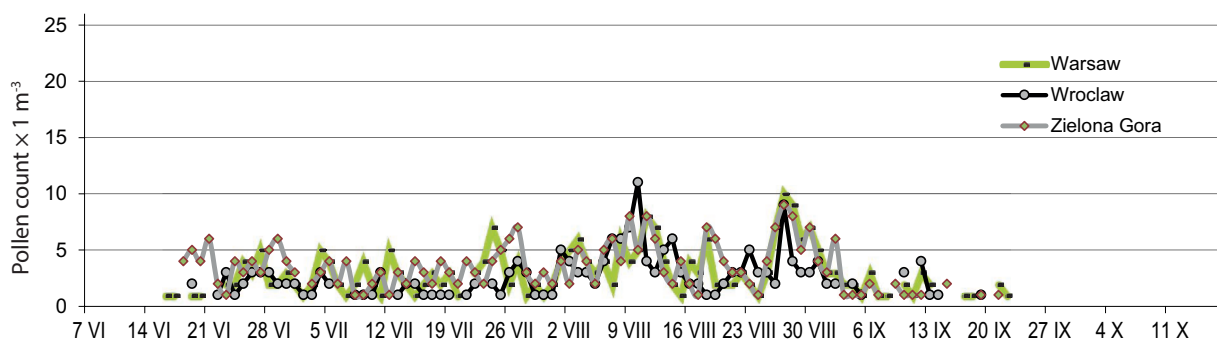


Figure 5. Goosefoot pollen count in Budapest, Debrecen and Győr (Hungary) in 2019.

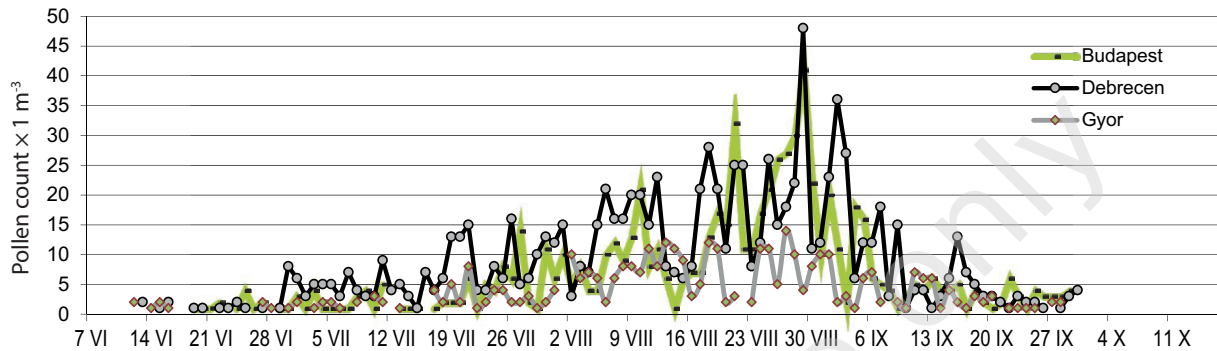


Figure 6. Goosefoot pollen count in Kaposvár, Kecskemét and Miskolc (Hungary) in 2019.

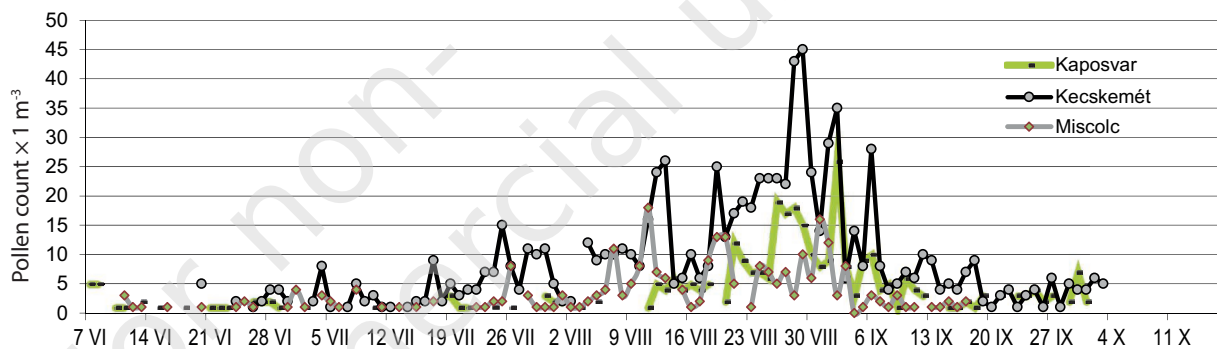


Figure 7. Goosefoot pollen count in Nyíregyháza, Pécs and Siófok (Hungary) in 2019.

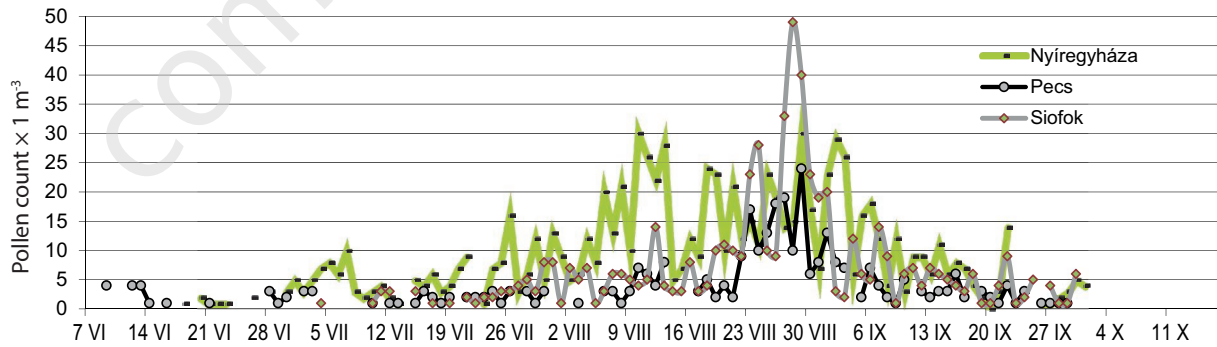


Figure 8. Goosefoot pollen count in Bratislava, Banská Bystrica and Nitra (Slovakia) in 2019.

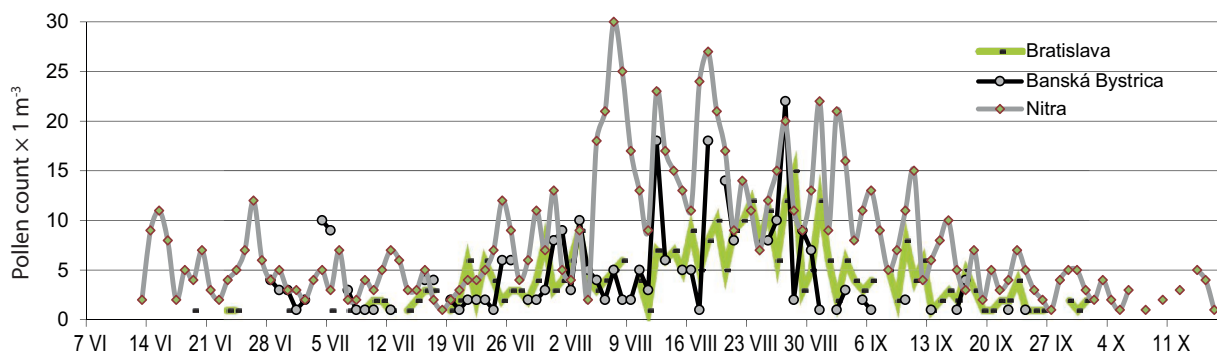
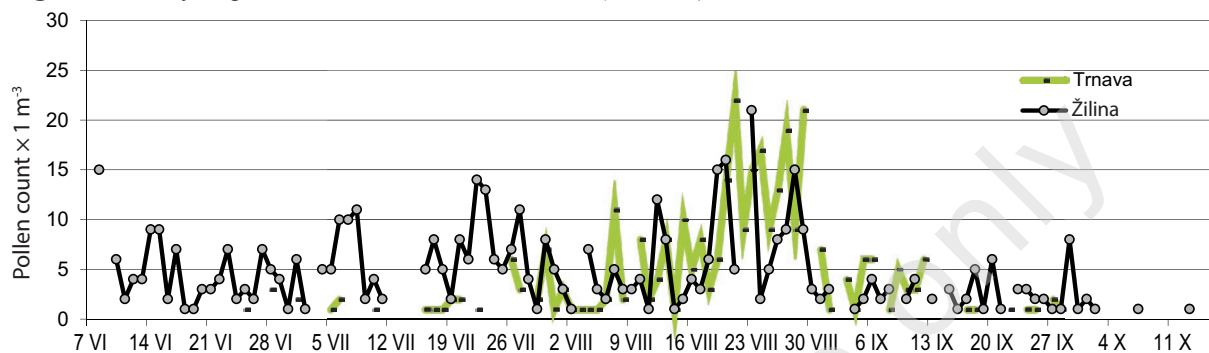


Figure 9. Goosefoot pollen count in Trnava and Žilina (Slovakia) in 2019.



a marked increase in pollen concentrations is observed. Peaks above 20 grains/m³ in most Hungarian cities occur almost at the same time, from the 27th to August 30th (tab. 2). In Slovakia, the increase in the concentration of goosefoot pollen is recorded at the end of August and is higher than in Poland and lower than in Hungary (tab. 3). The maximum values of pollen concentrations in Slovakia occur between 7th and 28th of August, which is similar to Poland.

Maximum concentration of goosefoot pollen described in Poland by Malkiewicz et al. [11] in 2018 was varied, it fluctuating between 7 grains/m³ in Cracow and 26 grains/m³ in Bialystok. Highest concentrations in given cities in Poland were noticed in 2018 in August (between 4th and 21st).

Chenopodiaceae pollen has been found in the atmosphere of Cordoba, Spain, virtually throughout the whole year, although its presence was continual only between April and October, with maximum concentrations detected in the summer months. Of 1,000 patients, over 8% were sensitised to this pollen [14].

The highest goosefoot pollen allergen hazard occurred in 2019 undoubtedly in Hungary: in Debrecen, Kecskemét, and Nyíregyháza (tab. 2). Much less risk occurred in Slovakia; in Poland the risk was very low at all measuring points. The highest variability in the analysed seasons was found in the peak value and annual total. The lowest diversity concerned the length of the pollen season.

European studies have reported the significance of goosefoot pollen. Sites included Greece and Poland, where examination of the records of 8,576 patients with “upper airway” allergy documented hypersensitivity to weed pollen allergens in 12.5%, the most prevalent sensitisation being to wormwood (86.2%), mugwort (82.9%), and white goosefoot (44.3%) [15]. Also *Chenopodiaceae* pollen has been reported to cause allergy in desert countries where it is

well adapted. A significant feature of goosefoot family sensitivity is its concomitant appearance with other pollinoses and probably explains the little attention that this allergy has received [16]. Rodriguez-Rajo et al. [17] announced an allergenic significant value for *Chenopodiaceae* pollen of 50 grains/m³. In 2019, in none of the analysed cities of Poland, Hungary and Slovakia was this threshold value of pollen concentrations exceeded, which proves the low risk of goosefoots pollen allergens.

Conclusions

Goosefoot family pollen grains are present in the air of Polish, Hungarian and Slovak cities usually from mid-June until the end of September in Poland, however, in Hungary and Slovakia, until the beginning of October.

Chenopodiaceae pollen season in Poland lasted about 70–100 days; in Hungary – about 80–117 days; and in Slovakia – 90–130 days.

Pollen season was characterized by extremely different total annual pollen SPI, in Poland from 116 to 360; in Hungary and Slovakia within the limits 290 to 980.

The highest goosefoot pollen allergen hazard occurred in 2019 mainly in Hungary and Slovakia. The number of days with concentrations above the 20 grains/m³ was very different: over 12 days in high season in Debrecen, Kecskemét and Nyíregyháza (Hungary), even 10 days in Nitra (Slovakia) and only 2 days in Olsztyn (Poland). In other cities in Poland, there were no days with concentrations above 20 grains/m³.

The dynamics of the pollen seasons of goosefoot family show similarities within a given country and considerable differences between individual countries. The highest variability in the analysed seasons

was found between Poland, Hungary and Slovakia mainly in the peak value, annual total and exposure to pollen allergens.

Droughts that occur more frequently during the summer facilitate the spread of species of the *Chenopodiaceae* family due to the possibility of these plants gaining new habitats. As a consequence, the exposure to goosefoot pollen allergens in allergic patients may be increased, especially in hot, dry summers.

References

1. Stemeseder T, Hemmer W, Hawranek T et al. Marker allergens of weed pollen – basic considerations and diagnostic benefits in the clinical routine. *Allergo J Int.* 2014; 23(8): 274-80. <https://doi.org/10.1007/s40629-014-0033-1>.
2. Rapiejko P. Alergeny pyłku komosy. *Alergoprofil.* 2009; 5(1): 42-3.
3. Compes E, Hernandez E, Quirce S et al. Hypersensitivity to black locust (*Robinia pseudoacacia*) pollen: "allergy mirages". *Ann Allergy Asthma Immunol.* 2006; 96(4): 586-92.
4. Monoszon MCh. *Opredefitel pyłcy widow semojestwa marewych.* Izdatielstwo Nauka, Moskwa 1973.
5. Ralska-Jasiewiczowa M, Latalowa M, Wasylkowa K et al (ed). *Late Glacial and Holocene history of vegetation in Poland based on isopollen maps.* Polish Academy of Sciences, Cracow 2004.
6. Huntley B, Birks HJB. *An Atlas of past and present pollen maps of Europe: 0-13000 years ago.* Cambridge University Press, Cambridge 1983.
7. Mandrioli P, Comtois P, Dominguez E et al. *Sampling: Principles and Techniques.* In: Mandrioli P, Comtois P, Levizzani V (ed). *Methods in Aerobiology.* Pitagora Editrice Bologna, Bologna 1998: 47-112.
8. Emberlin J, Savage M, Woodman R. *Annual variations in the concentrations of Betula pollen in the London area 1961–1990.* *Grana* 1993; 32: 359-63. <https://doi.org/10.1080/00173139309428965>.
9. Gehring R. *The influence of the hot and dry summer 2003 on the pollen seasons in Switzerland.* *Aerobiologia* 2006; 22: 27-34.
10. Puc M. *Meteorological factors and pollen season dynamics of selected herbaceous plants in Szczecin, 2004-2008.* *Acta Agrobotanica.* 2009; 62(2): 97-109.
11. Malkiewicz M, Chłopek K, Dąbrowska-Zapart K et al. *The goosefoot in the air of selected Polish cities in 2018.* *Alergoprofil.* 2018; 14(4): 105-10.
12. Docampo S, Recio M, Trigo M. *Risk of pollen allergy in Nerja (southern Spain): a pollen calendar.* *Aerobiologia.* 2007; 23(3): 189-99.
13. Kasprzyk I. *Sezonowe zmiany koncentracji ziaren pyłku w powietrzu.* In: Weryszko-Chmielewska E (ed). *Aerobiologia.* Wydawnictwo Akademii Rolniczej, Lublin 2007.
14. Galan C, Infante F, Ruiz de Clavijo E et al. *Allergy to pollen grains from Amaranthaceae and Chenopodiaceae in Cordoba, Spain. Annual and daily variation of pollen concentration.* *Ann Allergy.* 1989; 63(5): 435-8.
15. Gniadzowska B, Doroszevska G, Doroszewski W. [Hypersensitivity to weed pollen allergens in the region of Bydgoszcz]. *Pneumonol Alergol Pol.* 1993; 61(7-8): 367-72.
16. Lombardero M, Duffort O, Carreira J. *Allergenic significance of chenopodpollen.* In: D'Amato G, Spiekma FThM, Bonini S (ed). *Allergenic pollen and pollinosis in Europe.* Blackwell Scientific Publications, Oxford 1991: 128-31.
17. Rodriguez-Rajo FJ, Jato V, Aira MJ. *Pollen content in the atmosphere of Lugo (NW Spain) with reference to meteorological factors (1999-2001).* *Aerobiologia.* 2003; 19(3): 213-25.

ORCID

M. Puc – ID – <http://orcid.org/0000-0001-6734-9352>
 P. Rapiejko – ID – <http://orcid.org/0000-0003-3868-0294>
 D. Magyar – ID – <http://orcid.org/0000-0001-8635-6451>
 J. Ščevková – ID – <http://orcid.org/0000-0002-3432-4105>
 T. Wolski – ID – <http://orcid.org/0000-0002-1368-6107>
 K. Piotrowska-Weryszko – ID – <http://orcid.org/0000-0003-3827-3218>
 M. Malkiewicz – ID – <http://orcid.org/0000-0001-6768-7968>
 G. Siergiejko – ID – <http://orcid.org/0000-0003-4084-8332>
 E. Kalinowska – ID – <http://orcid.org/0000-0003-4821-6882>
 K. Szczygielski – ID – <http://orcid.org/0000-0003-3729-2679>
 A. Wiczorkiewicz – ID – <http://orcid.org/0000-0003-1705-2264>
 A. Lipiec – ID – <http://orcid.org/0000-0003-3037-2326>

Authors' contributions:

Work input: A – work concept, B – aerobiological data, C – literature review, D – writing the thesis, E – work correction.

Puc M.: A, B, C, D, E; Rapiejko P.: B, C; Magyar D.: B; Udvardy O.: B; Ščevková J.: B; Lafférová J.: B; Wolski T.: B; Piotrowska-Weryszko K.: B; Malkiewicz M.: B; Siergiejko G.: B; Dąbrowska-Zapart K.: B; Ziemanin M.: B; Kalinowska E.: B; Szczygielski K.: B; Wiczorkiewicz A.: B; Lipiec A.: B.

Conflict of interests: The authors declare that they have no competing interests.

Ethics: The contents presented in this paper are compatible with the rules of the Declaration of Helsinki, EU directives and standardized requirements for medical journals.

Financial support: Research in Białystok, Bydgoszcz, Olsztyn, Opole, Piotrków Trybunalski, Warszawa, Wrocław and Zielona Góra funded by Allergen Research Center Ltd.

Copyright: © Medical Education sp. z o.o. This is an Open Access article distributed under the terms of the Attribution-NonCommercial 4.0 International (CC BY-NC 4.0). License (<https://creativecommons.org/licenses/by-nc/4.0/>), allowing third parties to copy and redistribute the material in any medium or format and to remix, transform, and build upon the material, provided the original work is properly cited and states its license.

Correspondence:

Malgorzata Puc, MD, PhD, Assoc. Prof.
 Institute of Marine & Environmental Sciences,
 University of Szczecin, Poland
 71-412 Szczecin, Z. Felczaka 3c
 e-mail: malgorzata.puc@usz.edu.pl